

A total loss of innocence: double *ortho*-metallation of bis(triphenylphosphano)iminium cation, $[\text{N}(\text{PPh}_3)_2]^+$, by tris(η -naphthalene)tantalate(1-) $\dagger\dagger$

Victor J. Sussman \S and John E. Ellis*

Received (in Berkeley, CA, USA) 3rd July 2008, Accepted 12th September 2008

First published as an Advance Article on the web 1st October 2008

DOI: 10.1039/b811320c

For the first time $[\text{N}(\text{PPh}_3)_2]^+$, or $[\text{PPN}]^+$, has been shown to undergo an irreversible reaction with a transition metal complex under ambient conditions and affords a product containing a unique structural motif in which two phenyl groups on one PPh_3 substituent of $[\text{PPN}]^+$ are *ortho*-metallated, while the third phenyl ring is hydrogenated to provide a tantalum bound 1,3-cyclohexadiene group.

Bis(triphenylphosphano)iminium, or PPN cation ($[\text{N}(\text{PPh}_3)_2]^+$), has been employed for over 40 years as an extremely useful, weakly perturbing, and generally unreactive counterion for the isolation and crystallization of numerous salts of inorganic and organometallic anions.^{1–3} Although $[\text{PPN}]^+$ reacts with hydroxide/methoxide,⁴ undergoes reversible charge-transfer interactions with several carbonylmetalates,⁵ and decomposes as the $[\text{PPN}][\text{Rh}(\text{CO})_4]$ salt at 200 °C under CO pressure in acetone–water,^{6,7} no irreversible reactions with transition metal compounds, under ambient conditions, have been previously noted, even with anions that are good reducing agents, such as $[\text{Ta}(\text{CO})_6]^-$ ⁸ or $[\text{Ta}(\eta\text{-C}_4\text{H}_6)_3]^-$.⁹ We now report on a remarkable reaction of $[\text{PPN}]^+$ at 20 °C with the highly reactive and strongly reducing metallate ion, $[\text{Ta}(\eta\text{-C}_{10}\text{H}_8)_3]^-$, **1** (C_{10}H_8 = naphthalene).¹⁰

Addition of a solution/slurry of bright yellow $[\text{Na}(\text{thf})_2][\text{1}]$, thf = tetrahydrofuran, to one equivalent of $[\text{PPN}]\text{Cl}$ in thf showed no observable change at 0 °C, perhaps owing to the poor solubility of $[\text{PPN}]\text{Cl}$. However, on warming to 20 °C over a period of about 26 h, the reaction mixture had turned a deep green color. From this reaction, olive-green microcrystals of **2** were isolated in good yield (75% based on **1**). \P The ¹H NMR spectrum of **2** exhibited a large number of overlapping resonances such that definitive assignments were difficult; however, its ³¹P{¹H} NMR spectrum showed only two resonances of equal intensity, one of which had a chemical shift only slightly upfield of that observed for $[\text{PPN}]\text{Cl}$.⁴ Single-crystal X-ray crystallography was necessary to reveal the structural complexity of **2**. \P In this reaction, $[\text{PPN}]^+$ has coordinated to the tantalate, resulting in the loss of two

naphthalene ligands, and formation of a neutral 16-electron product of composition $\text{Ta}(\text{C}_{10}\text{H}_8)(\text{PPN})$. Fig. 1 depicts the molecular structure of **2**, in which two phenyl rings on one PPh_3 group of $[\text{PPN}]^+$ have undergone *ortho*-metallation. This process was accompanied by formal transfer of two hydrogen atoms to the third phenyl ring, changing it into an otherwise normal η^4 -1,3-cyclohexadiene ligand. *In toto*, the reaction appears to be without precedent.¹¹ Other structural features of **2** are unexceptional, including the average Ta–C(phenyl) distance, 2.28(1) Å, a value similar to that observed in $[\text{Ta}(\text{C}_6\text{H}_5)_6]^-$, 2.25(2) Å,¹² the $\text{Ta}(\eta^4\text{-C}_{10}\text{H}_8)$ unit, which is nearly identical to those present in **1**,¹⁰ the uncoordinated NPPH_3 group and the P–N–P angle, both of which have metrical parameters well within the range of those observed for $[\text{PPN}]^+$ salts.^{4,13} A schematic of the unusual coordination environment about tantalum for **2** is shown in Fig. 2.

One equivalent of trimethyl phosphite readily combined with green **2** to afford dark orange **3**, which was isolated in 69% yield. As in the case of **2**, the ¹H NMR spectrum of **3** was complex; however, its ³¹P{¹H} NMR spectrum showed three equally intense resonances, two of which were in positions similar to those of **2**, and the other corresponded to coordinated P(OMe).⁴ A single-crystal X-ray structure confirmed that its composition corresponded to an 18-electron complex,

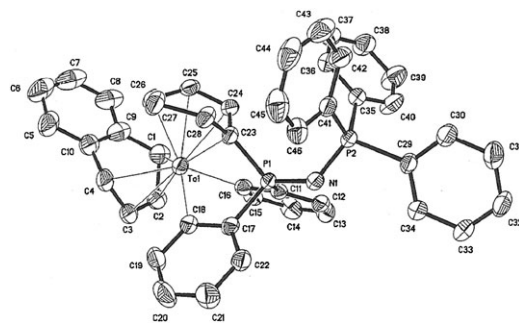


Fig. 1 Molecular structure of **2**. Thermal ellipsoids are set at the 50% probability level, with hydrogens omitted for clarity. Selected bond lengths (Å) and angles (°): Ta–C(1) 2.331(4), Ta–C(2) 2.376(4), Ta–C(3) 2.379(4), Ta–C(4) 2.327(4), Ta–C(16) 2.290(4), Ta–C(18) 2.275(4), Ta–C(23) 2.288(4), Ta–C(24) 2.347(4), Ta–C(25) 2.405(4), Ta–C(26) 2.336(4), N(1)–P(1) 1.609(3), N(1)–P(2) 1.578(3), C(1)–C(2) 1.460(6), C(2)–C(3) 1.388(6), C(3)–C(4) 1.443(6), C(23)–C(24) 1.450(5), C(24)–C(25) 1.395(5), C(25)–C(26) 1.414(6), C(26)–C(27) 1.520(6), C(27)–C(28) 1.537(5), C(28)–C(23) 1.533(5) P(1)–N(1)–P(2) 131.4(2).

Department of Chemistry, University of Minnesota, 207 Pleasant Street SE, Minneapolis, MN 55455, USA. E-mail: ellis@umn.edu; Fax: +1 (612) 626-7541

\dagger Dedicated to Lord Lewis on the occasion of his 80th birthday.

\ddagger CCDC 695310 and 695311. For crystallographic data in CIF or other electronic format see DOI: 10.1039/b811320c

\S Current address: Corporate R&D, The Dow Chemical Company, Midland, MI 48674, USA.

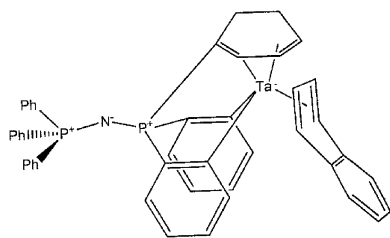


Fig. 2 Line drawing of **2** showing the coordination environment about tantalum.

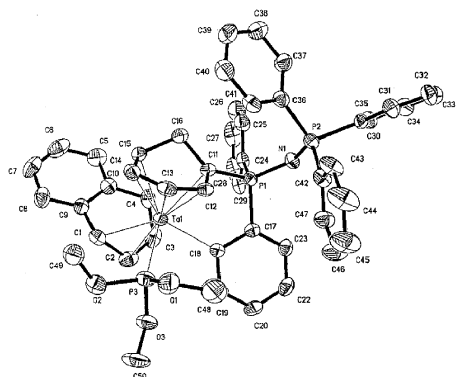


Fig. 3 Molecular structure of **3**. Thermal ellipsoids are set at the 50% probability level, with hydrogens omitted for clarity. Selected bond lengths (Å) and angles (°): Ta–C(1) 2.348(3), Ta–C(2) 2.310(3), Ta–C(3) 2.370(3), Ta–C(4) 2.433(3), Ta–C(18) 2.292(3), Ta–C(11) 2.309(3), Ta–C(12) 2.334(3), Ta–C(13) 2.433(3), Ta–C(14) 2.375(3), Ta–C(15) 2.322(3), Ta–P(3) 2.5641(8), N(1)–P(1) 1.618(3), N(1)–P(2) 1.575(3), C(1)–C(2) 1.468(5), C(2)–C(3) 1.381(5), C(3)–C(4) 1.417(5), C(11)–C(12) 1.455(4), C(12)–C(13) 1.405(4), C(13)–C(14) 1.409(5), C(14)–C(15) 1.415(4), C(15)–C(16) 1.521(4), C(11)–C(16) 1.523(4), P(1)–N(1)–P(2) 134.7(2).

Ta(C₁₀H₈)(PPN)(P(OMe)₃); however, the coordinated PPN unit had undergone yet another unexpected transformation. Fig. 3 shows the molecular structure of **3** and reveals that the conversion of **2** to **3** resulted in the hydrogenation of one of the *ortho*-phenylene units to afford a normal phenyl group, bound only to phosphorus, and dehydrogenation of the η⁴-cyclohexadiene to provide an unexceptional η⁵-cyclohexadienyl ligand.¹⁴ Also present are largely unmodified Ta(η⁴-C₁₀H₈), *ortho*-phenylene and uncoordinated NPPH₃ groups, along with a normal Ta–P(OMe)₃ unit, which has a Ta–P distance within the range of those previously observed in niobium and tantalum–PX₃ species, (X = alkyl, aryl, OR).^{9,15} Coordination of P(OMe)₃ to the 16-electron complex **2** likely introduced sufficient steric crowding about the tantalum center to promote hydrogen transfer from the η⁴-cyclohexadiene ligand to an *ortho*-phenylene group, perhaps *via* a short-lived tantalum hydride intermediate. However, additional studies will be necessary to shed light on the mechanistic details of this interesting reaction.

Although the transformation of **2** to **3** entails no fundamentally new chemistry, particularly in the case of the well-known conversion of a coordinated η⁴-diene to an η⁵-dienyl ligand,¹⁶ the change of **1** to **2** involving a double *ortho*-metallation of two phenyl groups attached to the same atom, *i.e.*, a single PPh₃ group on [PPN]⁺, appears to be previously unknown.

Perhaps the closest related reactions are those of the isoelectronic carbodiphosphorane, C(PPh₃)₂, with electrophilic late transition metal complexes, studied extensively by Cavell and coworkers.¹⁷ Although these interactions often result in double *ortho*-metallations, the modified C(PPh₃)₂ groups in these products are much different in character from the transformed [N(PPh₃)₂]⁺ units in **2** or **3**. Thus, only one phenyl group on each PPh₃ substituent undergoes *ortho*-metallation in C(PPh₃)₂, thereby providing a structurally distinct class of pincer complexes.¹⁷

In conclusion, we have established the first facile and irreversible reaction of the commonly used and generally unreactive counterion [PPN]⁺ with a d-block complex, tris(naphthalene)tantalate(1–). This interaction provided a previously unknown example of a double *ortho*-metallation reaction in which two phenyl groups on the same triphenylphosphane substituent were metallated by a transition metal. Doubtlessly many other strongly-reducing anions will be found to irreversibly react with [PPN]⁺ under mild conditions; however, it is surprising that no other well-defined reaction of this type has been documented since the initial synthesis of PPN salts by Appel and Hauss in 1961.¹⁸

We acknowledge the US National Science Foundation (NSF) and the Petroleum Research Fund, administered by the American Chemical Society for financial support of this research and the University of Minnesota Graduate School and the NSF for Doctoral Dissertation and predoctoral fellowships, respectively (V.J.S.). We are very grateful to Ms Christine Lundby for expert assistance in the preparation of the manuscript. J.E.E. also thanks Professors Donald and Marcetta Darensbourg, Texas A&M University, for helpful information on [PPN]⁺ chemistry.

Notes and references

¶ Reactions and isolations of air sensitive products were conducted under strictly anaerobic conditions, as described previously.¹⁰ **2**: [Na(thf)₂][**1**] (2.018 g, 2.74 mmol) and [PPN]Cl (1.706 g, 2.97 mmol) were mixed in thf (50 mL, –30 °C) and the components were stirred while warming to 20 °C over a period of 18 h and then further stirred for 8 h at this temperature. Filtration of the resulting dark green solution, followed by removal of all but about 10 mL of solvent *in vacuo* and addition of pentane (100 mL), afforded a green-brown solid. This was collected on a frit, washed thoroughly with pentane (3 × 15 mL) and dried *in vacuo* to afford satisfactorily pure olive-green **2** (1.664 g, 75%). Anal. Calc. for C₄₆H₃₈NP₂Ta (%): C 65.18; H 4.52; N 1.65; found: C 65.04; H 4.95; N 1.52. ³¹P{¹H} NMR (121 MHz, [²H₈]thf, 20 °C, ref. H₃PO₄) δ 15.8 (d, 1P, J = 6.7 Hz), 2.32 (d, 1P, J = 6.7 Hz) ppm (*cf.* [PPN]Cl: ³¹P{¹H}NMR (121 MHz, [²H₆] dmsO, 20 °C, ref. H₃PO₄) δ 21.7 (s) ppm). Dark green plates of **2**(thf) for the X-ray crystal study were grown from a pentane-layered thf solution at 20 °C over a two day period. **3**: Addition of 3.00 mL of a 0.212 M solution of P(OMe)₃ in thf (0.636 mmol) to an intense green solution of **2** (0.494 g, 0.583 mmol) in thf (30 mL) at 20 °C rapidly gave a dark orange mixture. After being stirred for 20 h at 20 °C, the solution was filtered and concentrated to 10 mL *in vacuo*. Addition of pentane (100 mL) provided a slurry, which was filtered, washed with pentane (3 × 5 mL), in which it was slightly soluble, and dried *in vacuo*. By this procedure satisfactorily pure orange **3** (0.392 g, 69%) was obtained. Anal. Calc. for C₄₉H₄₇NO₃P₃Ta (%): C 60.56; H 4.87; N 1.44; found: C 60.49; H 5.03; N 1.38. ³¹P{¹H} NMR (121 MHz, [²H₈]thf, 20 °C, ref. H₃PO₄) δ 151.9 (s, 1P, P(OMe)₃), 38.5 (apparent s, 1P), 9.9 (apparent s, 1P) ppm. Red polyhedra of **3**(thf)_{0.5} for the X-ray study were grown from a pentane-layered thf solution at 20 °C over a one week period.

|| **Crystal data for 2(thf)**: C₅₀H₄₆NOP₂Ta, *M* = 919.77, monoclinic, space group *P*2₁/*n*; *a* = 10.624(1), *b* = 26.941(3), *c* = 14.399(1) Å, β = 104.132(2)°, *V* = 3996.6(7) Å³, *T* = 173(2) K, *Z* = 4, μ(Mo-Kα) = 2.870 mm⁻¹, 46 849 reflections collected, 9182 unique (*R*_{int} = 0.0433). Refinement on *F*², final *R*1 = 0.0362 (for 7806 reflections with *I* > 2σ(*I*)). *wR*2 = 0.0745 (for all data). CCDC 695311.

Crystal data for 3(thf)_{0.5}: C₅₁H₅₁NO_{3.5}P₃Ta, *M* = 1007.79, monoclinic, space group *C*2/*c*, *a* = 14.526(1), *b* = 20.685(2), *c* = 29.699(2) Å, β = 93.490(2)°, *V* = 8907(1) Å³, *T* = 173(2) K, *Z* = 8, μ(Mo-Kα) = 2.621 mm⁻¹, 52 222 reflections collected, 10191 unique (*R*_{int} = 0.0430). Refinement on *F*², final *R*1 = 0.0264 (for 8282 reflections with *I* > 2σ(*I*)). *wR*2 = 0.0626 (for all data).

- 1 J. K. Ruff and W. J. Schlientz, *Inorg. Synth.*, 1974, **15**, 84 and references therein.
- 2 M. Y. Darensbourg, H. Barros and C. Borman, *J. Am. Chem. Soc.*, 1977, **99**, 1647.
- 3 M. A. Benson, J. Ledger and A. Steiner, *Chem. Commun.*, 2007, 823.
- 4 D. J. Darensbourg, M. Pala and A. L. Rheingold, *Inorg. Chem.*, 1986, **25**, 127.
- 5 M. Tilset, A. A. Zlota, K. Folting and K. G. Caulton, *J. Am. Chem. Soc.*, 1993, **115**, 4113.
- 6 F. Ragaini, A. Sironi and A. Fumagalli, *Chem. Commun.*, 2000, 2117.
- 7 [PPN][Rh(CO)₄] is stable indefinitely at 20 °C in the dark under an inert atmosphere in solution or the solid state. See: L. Garlaschelli, R. Della Pergola, S. Martinengo and J. E. Ellis, *Inorg. Synth.*, 1990, **28**, 211.

- 8 F. Calderazzo, U. Englert, G. Pampaloni and G. Pelizzi, *Inorg. Chem.*, 1983, **22**, 1865.
- 9 V. J. Sussman and J. E. Ellis, *Angew. Chem., Int. Ed.*, 2008, **47**, 484.
- 10 W. W. Brennessel, J. E. Ellis, M. K. Pomije, V. J. Sussman, E. Urnezius and V. G. Young, Jr, *J. Am. Chem. Soc.*, 2002, **124**, 10258.
- 11 F. Mohr, S. H. Priver, S. K. Bhargava and M. A. Bennett, *Coord. Chem. Rev.*, 2006, **250**, 1851.
- 12 S. Kleinhenz, M. Schubert and K. Seppelt, *Chem. Ber./Recl.*, 1997, **130**, 903.
- 13 C. Vazquez, J. C. Calabrese, D. A. Dixon and J. S. Miller, *J. Org. Chem.*, 1993, **58**, 65.
- 14 Thus, the Ta–C bond length pattern and other metrical parameters for the Ta-η⁵-cyclohexadienyl unit are very similar to those previously observed in a Nb-η⁵-cyclohexadienyl complex. See: M. D. Fryzuk, C. M. Kozak, P. Mehrkhodavandi, L. Morello, B. O. Patrick and S. J. Rettig, *J. Am. Chem. Soc.*, 2002, **124**, 516.
- 15 P. D. W. Boyd, T. C. Jones, A. J. Nielson and C. E. F. Rickard, *J. Chem. Soc., Chem. Commun.*, 1984, 1086; W. W. Brennessel, J. E. Ellis, S. N. Roush, B. R. Strandberg, O. E. Woisetschlager and V. G. Young, Jr, *Chem. Commun.*, 2002, 2356.
- 16 D. Astruc, *Organometallic Chemistry and Catalysis*, Springer-Verlag, Berlin, 2007, pp. 237–239.
- 17 K. Kubo, N. D. Jones, M. J. Ferguson, R. McDonald and R. G. Cavell, *J. Am. Chem. Soc.*, 2005, **127**, 5314.
- 18 R. Appel and A. Hauss, *Z. Anorg. Allg. Chem.*, 1961, **311**, 290.